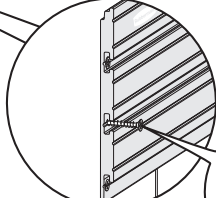
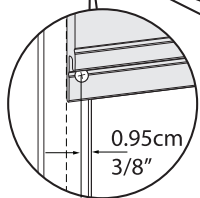
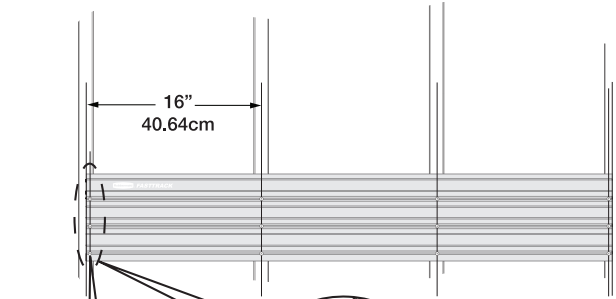


**Install a Wall Panel**  
**Installer un panneau mural**  
**Instalar un panel de pared**



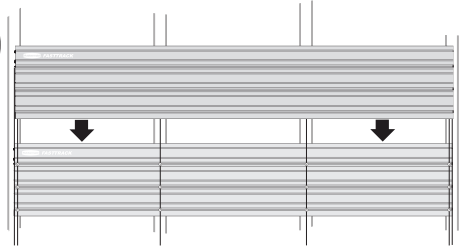
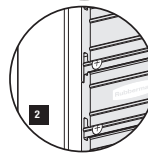
X12

To insure the load bearing capability of the wall panel, you must install the wall panel with 3 screws on 4 wall studs as shown.

Pour garantir la force portante, il faut installer le panneau mural avec 3 vis sur 4 poteaux muraux, comme montré.

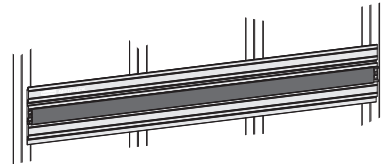
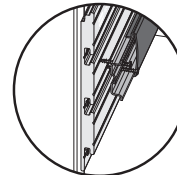
Para asegurar la capacidad de cargar, se debe instalar el panel de pared con 3 tornillos sobre 4 postes de la pared tal como se muestra.

**Install Additional Wall Panel**  
**Installer un panneau mural additionnel**  
**Instalar un panel de pared**



For Bulky storage needs, *FASTTRACK* Rail can be added to panels  
 Pour ranger les articles volumineux, le système de rail *FASTTRACK* peut être ajouté aux panneaux.

Para almacenar cosas voluminosas, el riel *FASTTRACK* se puede agregar a los paneles.



Follow instructions *FASTTRACK* Rail for installation  
 Suivre les instructions du système de rail *FASTTRACK* pour l'installation.  
 Seguir las instrucciones para el riel *FASTTRACK* para su instalación