

035150-10
CORTLAND CHILL

Contigo

USE AND CARE INSERT SHEET

PACKAGING SPEC

THIS DRAWING IS A CONFIDENTIAL DISCLOSURE. THE SUBJECT MATTER OF WHICH IS THE PROPERTY OF IGNITE USA
© 2015 ALL RIGHTS RESERVED CONFIDENTIAL & PROPRIETARY

ignite
180 N. LaSalle St., Ste 700
Chicago, IL 60601

IMAGES FOR REFERENCE ONLY
NOT TO SCALE

MARKETING: MILLER	REV 000	DATE 06.24.2015	PAGE 1
DESIGN: T.MEI	NOTE: All measurements in millimeters. Dimensions are for reference only.		

PRODUCT MANAGER: _____


MARKETING COORDINATOR: _____

INDUSTRIAL DESIGN: _____

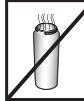
Inks:

L:
A:
B:
PANTONE BLACK C

260mm



AUTOSEAL[®] TECHNOLOGY
AUTOSEAL[®] Stainless Steel Water Bottle
Care and Use Instructions




⚠ WARNING
Hot contents can create internal pressure resulting in discharge of hot liquids that can cause injury. DO NOT use this product with hot liquids.

⚠ CAUTION


- Product is NOT designed for hot liquids. Use only with cold liquids.
- Not for use with carbonated or pulpy beverages.
- Always press the AUTOSEAL[®] button with the bottle in an UPRIGHT position prior to tipping it to drink. This will release any built-up pressure. Release button to seal.
- Prior to drinking, make sure the lid is properly threaded to the body and screwed on completely.
- Avoid accidental depressing of the AUTOSEAL[®] button by keeping the button free and clear of other objects.
- DO NOT overfill. Fill liquids to just below the threading in the body.
- DO NOT microwave or freeze.
- DO NOT use cleaners containing bleach, chlorine, abrasives, and/or other harsh chemicals.
- DO NOT continue to use product if damaged.
- DO NOT carry bottles containing liquid in bags to help prevent accidental opening.

USAGE RECOMMENDATIONS

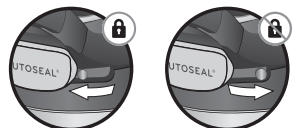

PRESS BUTTON
to drink



RELEASE BUTTON
to Seal




- The AUTOSEAL[®] lid is designed to help prevent spills from accidental tipping.
- The AUTOSEAL[®] lid that came with your new purchase is designed to only fit your Contigo[®] water bottle. Not for use with other products.
- Use the bottle's lock feature to avoid unintended depressing of the AUTOSEAL[®] button.


CLEANING INSTRUCTIONS

- Wash thoroughly before first use.
- Flip open the lid interior before rinsing or washing.

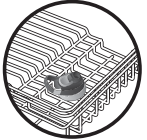


To Open




To Close




- RINSE LID IMMEDIATELY AFTER EACH USE with warm water, pressing the AUTOSEAL[®] button so water flows through the Drink Spout.
- Lid is top-rack dishwasher safe.
- Hand-wash stainless steel body.
- If washing by hand, soak the lid for 10 minutes in hot, soapy tap water. Hand-wash body with warm water and a mild detergent. Rinse both the lid and body thoroughly before use.
- For best results, use a Contigo[®] bottle brush, www.GoContigo.com.

- ALWAYS STORE BOTTLE WITH LID REMOVED to allow parts to dry completely.



For complete warranty information, see GoContigo.com.



©2015 Ignite USA, LLC. All Rights Reserved.
Should you have any questions about your purchase, please contact us at 1-888-262-0622 or GoContigo.com.

035050-10

114.5mm

Material Specifications:

95 GSM

Additional Assembly Instructions:

Please place 1 use in care in body of bottle