

# contigo® FIT

AUTOSEAL®  
TECHNOLOGY

AUTOSEAL® Stainless Steel Water Bottle  
Use and Care Instructions



## ⚠ WARNING

Hot contents can create internal pressure resulting in discharge of hot vapor. Always press button with mug in upright position away from face to properly release pressure before drinking.

### WARNING

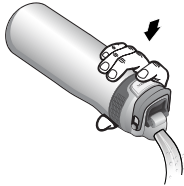
- Not for use with hot, carbonated or pulpy beverages.
- Prior to drinking, make sure the lid is properly threaded to the body and screwed on completely.
- Avoid accidental depressing of the AUTOSEAL® button by keeping the button free and clear of other objects.
- DO NOT overfill. Fill liquids to just below the threading in the body.
- DO NOT microwave or freeze.
- DO NOT use cleaners containing bleach, chlorine, abrasives and / or other harsh chemicals.

### USAGE RECOMMENDATIONS

**PRESS BUTTON**  
to sip



**TIP**  
to drink



**RELEASE BUTTON**  
to Automatically Seal

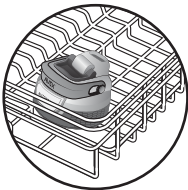


### CLEANING INSTRUCTIONS

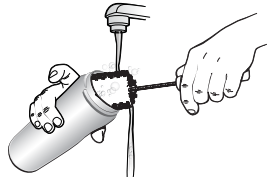
- Wash thoroughly before first use.
- **RINSE IMMEDIATELY AFTER EACH USE** with warm water, pressing the AUTOSEAL® button so water flows through Drink Spout and Vent Hole.
- Lid is top-rack of dishwasher safe.
- Hand-wash stainless steel body.



- To wash by hand, soak lid for 10 minutes in hot, soapy water. Hand wash body with warm water and a mild detergent. Rinse both lid and body thoroughly before use.



OR



- **ALWAYS STORE BOTTLE WITH LID REMOVED** to allow parts to dry completely.



\*Limited Lifetime Guarantee applicable in the US & Canada. See [GoContigo.com](http://GoContigo.com) for details

©2023 Contigo Brands. All Rights Reserved.  
Should you have any questions about your purchase, please contact us at 1-888-262-0622 or [GoContigo.com](http://GoContigo.com).