

1134064-31 Contigo  
Streeterviller and Huron 2.0 2PK

Streeterville/Huron 2.0 U&C Insert

**PACKAGING SPEC**

THIS DRAWING IS A CONFIDENTIAL DISCLOSURE, THE SUBJECT MATTER OF WHICH IS THE PROPERTY OF IGNITE USA  
© 2021 ALL RIGHTS RESERVED, CONFIDENTIAL & PROPRIETARY  
**ignite**  
180 N. LaSalle Street, Suite 700  
Chicago, IL 60601

MARKETING: **R.YAMIN** REV **000** DATE **09.08.2021** PAGE **1**

DESIGN: **T.MEI** NOTE: All measurements in millimeters. Dimensions are for reference only.

REVISION NOTES:  
R0: Layout artwork

PRODUCT MANAGER: \_\_\_\_\_

MARKETING COORDINATOR: \_\_\_\_\_

INDUSTRIAL DESIGN: \_\_\_\_\_

**Inks:**

L:
A:
B:
PMS BLACK C

**FRONT**

**BACK**


**contigo** HURON™ Travel Mug  
with Leak-Proof SNAPSEAL® Lid  
16 fl. oz | 473 mL

**CARE AND USE INSTRUCTIONS**


**IMPORTANT, RETAIN FOR FUTURE REFERENCE: READ CAREFULLY**

**⚠ CAUTION**

- Careful. The beverage you are about to enjoy may be very hot. For best results always use caution.
- Keep out of reach of children when filled with hot liquids.
- To properly use your SNAPSEAL™ mug:

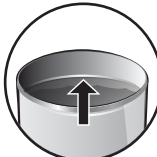


**Snap up to drink with mug in upright position.**



**Snap down to seal.**

- Prior to drinking, make sure the lid is properly threaded to the body and screwed down completely.
- If filling with boiling liquid, allow liquid to cool down WITH THE LID OFF for at least 3 minutes before attaching the lid.
- When attaching lid, make sure the drink seal is in the open position.
- DO NOT overfill. Fill liquids to just below the fill line in the body as shown.
- DO NOT microwave or freeze.
- DO NOT use cleaners containing bleach, chlorine, abrasives, and/or other harsh chemicals.
- DO NOT continue to use product if damaged.
- DO NOT carry bottles containing liquid in bags to help prevent accidental opening.



**Fill line**

**USAGE RECOMMENDATIONS**


- Suitable for hot or cold beverages.
- The SNAPSEAL™ lid that came with your new purchase is designed to fit only your new mug. Not for use with other products.
- To attach the lid, apply slight downward pressure and rotate counter-clockwise until you hear a click and lid falls into place. Then rotate lid clockwise to tighten completely.

**CLEANING INSTRUCTIONS**

- Wash thoroughly before first use.
- Snap open the drink seal before rinsing or washing.
- RINSE LID IMMEDIATELY AFTER EACH USE with warm water.
- Lid and UNPAINTED stainless steel body are top-rack dishwasher safe. HAND-WASH ONLY any PAINTED stainless steel body.
- To wash by hand, soak the lid for 10 minutes in hot, soapy tap water. Hand-wash the body with warm water and a mild detergent. Rinse both the lid and body thoroughly before use.
- ALWAYS STORE MUG WITH LID REMOVED to allow parts to dry completely.

**ADDITIONAL CLEANING TIPS**  
For additional product cleaning tips, please visit [www.GoContigo.com/cleaning](http://www.GoContigo.com/cleaning).

©2022 Contigo Brands  
Product of: Contigo Brands  
Chicago, IL 60601  
[www.GoContigo.com](http://www.GoContigo.com)  
We would love to hear from you.  
1.888.262.0622



\*Limited lifetime guarantee only applicable in US & Canada. See [GoContigo.com](http://GoContigo.com) for details.

**contigo** STREETERVILLE™ Mug  
with Splash-Proof Lid  
12 fl. oz | 414 mL

**CARE AND USE INSTRUCTIONS**

**IMPORTANT, RETAIN FOR FUTURE REFERENCE: READ CAREFULLY**

**⚠ CAUTION**

- Careful. The beverage you are about to enjoy may be very hot. For best results, always use caution. Lid is not leak or spill proof
- Not for use with carbonated, pulpy or perishable beverages
- DO NOT microwave or freeze.
- DO NOT use cleaners containing bleach, chlorine, abrasives and/or other harsh chemicals.
- DO NOT continue to use if damaged.
- DO NOT carry bottles containing liquid in bags to help prevent accidental opening.
- DO NOT overfill.
- Keep out of reach of children when filled with hot liquids
- If filling with boiling liquid, allow liquid to cool down WITH THE LID OFF for at least 3 minutes before attaching the lid.


**USAGE RECOMMENDATIONS**

- Mug & Splash-Proof Lid suitable for hot or cold beverages.
- Press lid down on body until secure.
- Use the mug's slider to open and close the drink spout

**CLEANING INSTRUCTIONS**

- Wash thoroughly before first use.
- RINSE IMMEDIATELY AFTER EACH USE with warm water.
- Lid and body are top-rack dishwasher safe or can be hand washed.
- When washing by hand, soak lid, and body for 10 minutes in hot, soapy water.
- Hand wash body and lid with warm water in a mild detergent.
- Rinse thoroughly.

©2022 Contigo Brands  
Product of: Contigo Brands  
Chicago, IL 60601  
[www.GoContigo.com](http://www.GoContigo.com)  
We would love to hear from you.  
1.888.262.0622



\*Limited lifetime guarantee only applicable in US & Canada. See [GoContigo.com](http://GoContigo.com) for details.

207mm

207mm

115 mm

115 mm

**Material Specifications:**

80 GSM UNCOATED

**Additional Assembly Instructions:**